

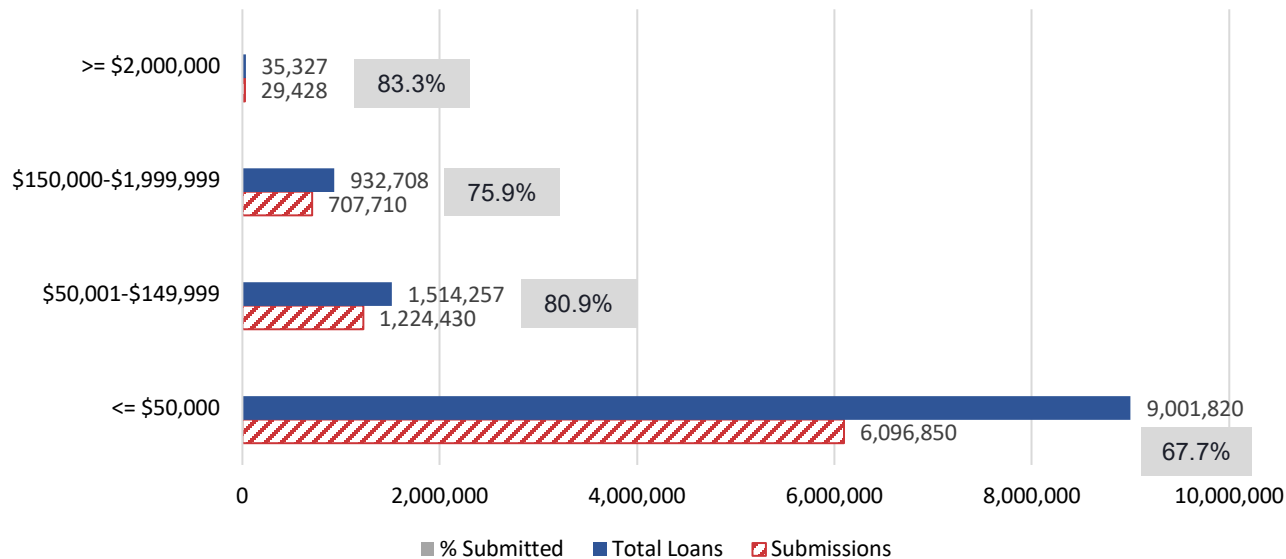
# Forgiveness Platform Lender Submission Metrics | October 24

Data as of October 24, 11:59 PM ET

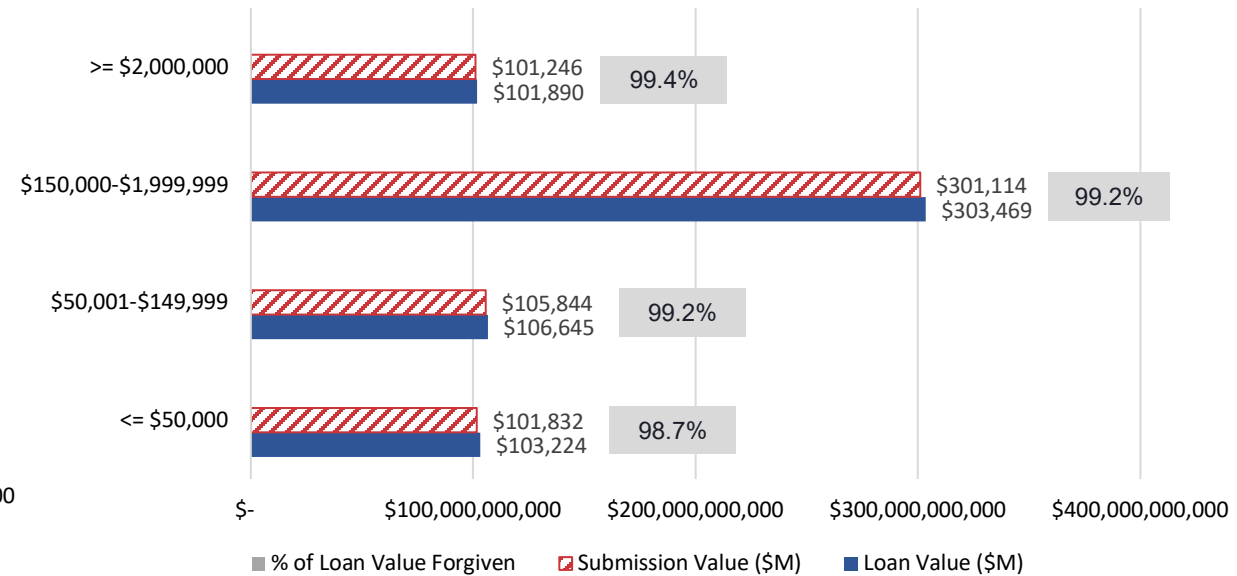
## Summary

Total PPP Loan Population		Forgiveness Requests To Date		Payments To Date	
Count of Loans	Total Loan Value	Count of Applications	Total Forgiveness Amount Requested	Count of Payments	Total Forgiveness Paid
11,484,112	\$792,440,117,214	8,058,418	\$610,036,142,164	7,833,292	\$587,322,204,209
		70% of all PPP loans have submitted forgiveness applications	Forgiveness has been requested for 77% of the total loan value of all PPP loans	68% of all PPP loans have been fully or partially forgiven	74% of the total PPP loan value has been forgiven, in full or in part
		4,811 lenders have requested forgiveness for all PPP loans			

Number of Submissions, by Loan Amount



Value of Submissions, by Dollar Amount



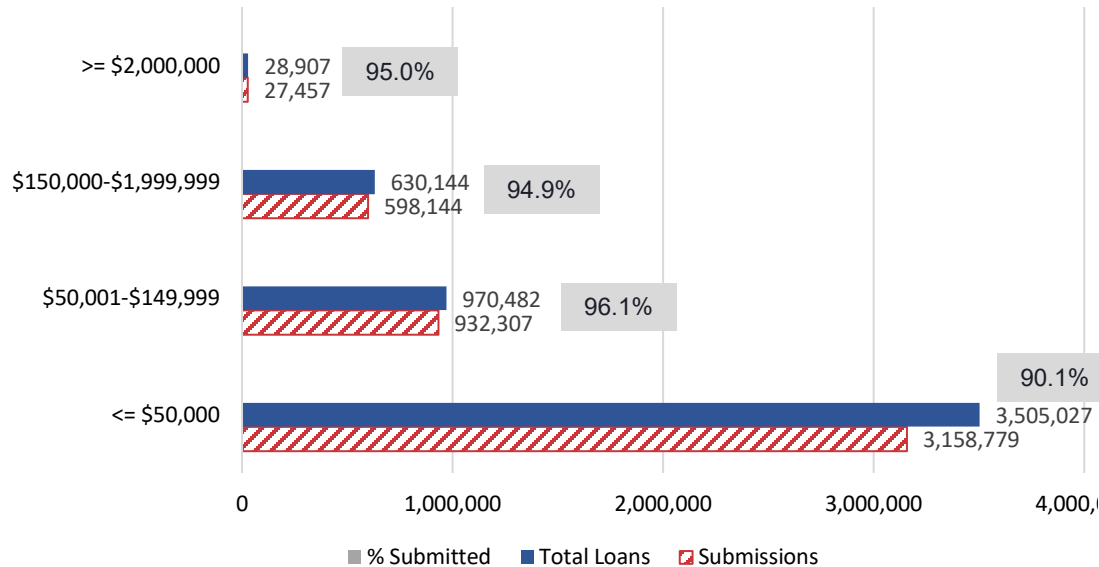
October 26, 2021

# Forgiveness Platform Lender Submission Metrics | October 24

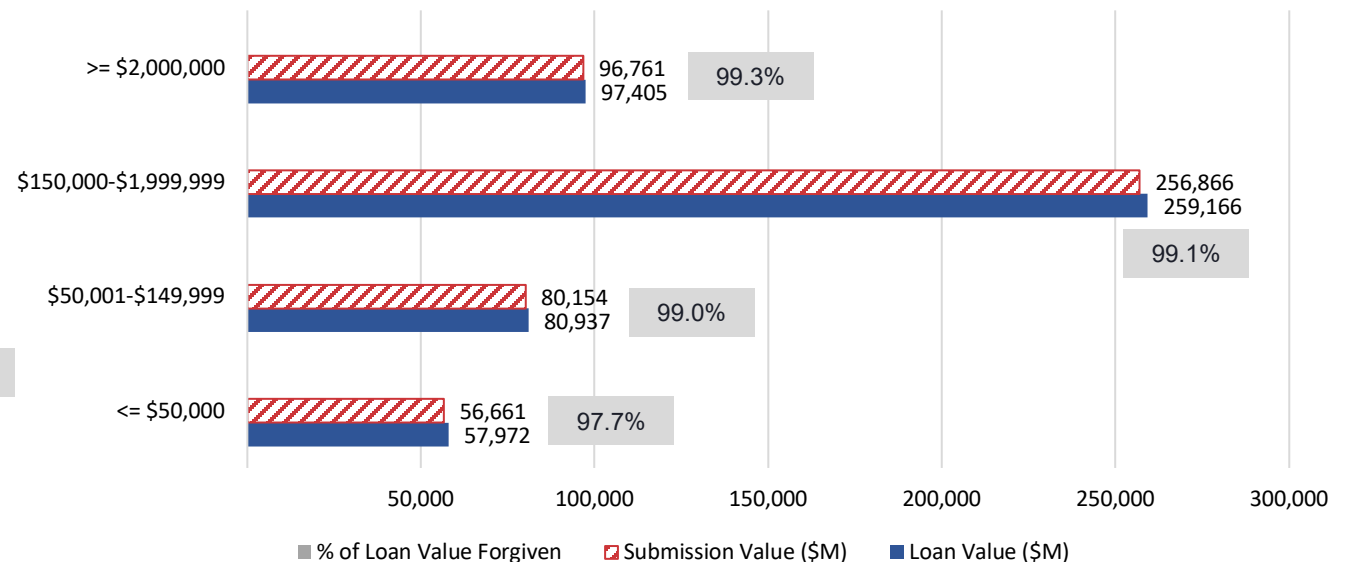
Data as of October 24, 11:59 PM ET  
2020 PPP Loan Population

2020 PPP Loan Population		Forgiveness Requests To Date		Payments To Date	
Count of Loans	Total Loan Value	Count of Applications	Total Forgiveness Amount Requested	Count of Payments	Total Forgiveness Paid
5,134,560	\$521,388,523,430	4,716,687	\$490,442,486,125	4,680,430	\$480,709,626,293
		92% of 2020 PPP loans have submitted forgiveness applications	Forgiveness has been requested for 94% of the total loan value of 2020 PPP loans	91% of 2020 PPP loans have been fully or partially forgiven	92% of the total 2020 PPP loan value has been forgiven, in full or in part
		4,754 lenders have requested forgiveness for 2020 PPP loans			

Number of Submissions, by Loan Amount



Value of Submissions, by Dollar Amount



October 26, 2021

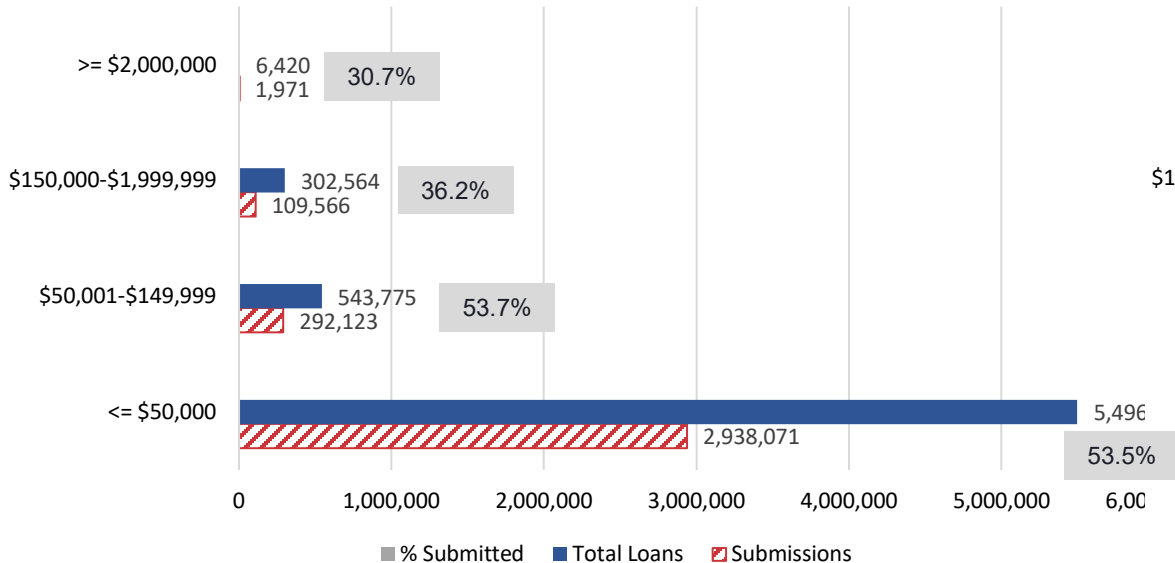


# Forgiveness Platform Lender Submission Metrics | October 24

Data as of October 24, 11:59 PM ET  
2021 PPP Loan Population

2021 PPP Loan Population		Forgiveness Requests To Date		Payments To Date	
Count of Loans	Total Loan Value	Count of Applications	Total Forgiveness Amount Requested	Count of Payments	Total Forgiveness Paid
6,349,552	\$271,051,593,784	3,341,731	\$119,593,656,039	3,152,862	\$106,612,577,916
		53% of 2021 PPP loans have submitted forgiveness applications	Forgiveness has been requested for 44% of the total loan value of 2021 PPP loans	50% of 2021 PPP loans have been fully or partially forgiven	39% of the total 2021 PPP loan value has been forgiven, in full or in part
		4,575 lenders have requested forgiveness for 2021 PPP loans			

Number of Submissions, by Loan Amount



Value of Submissions, by Dollar Amount

