

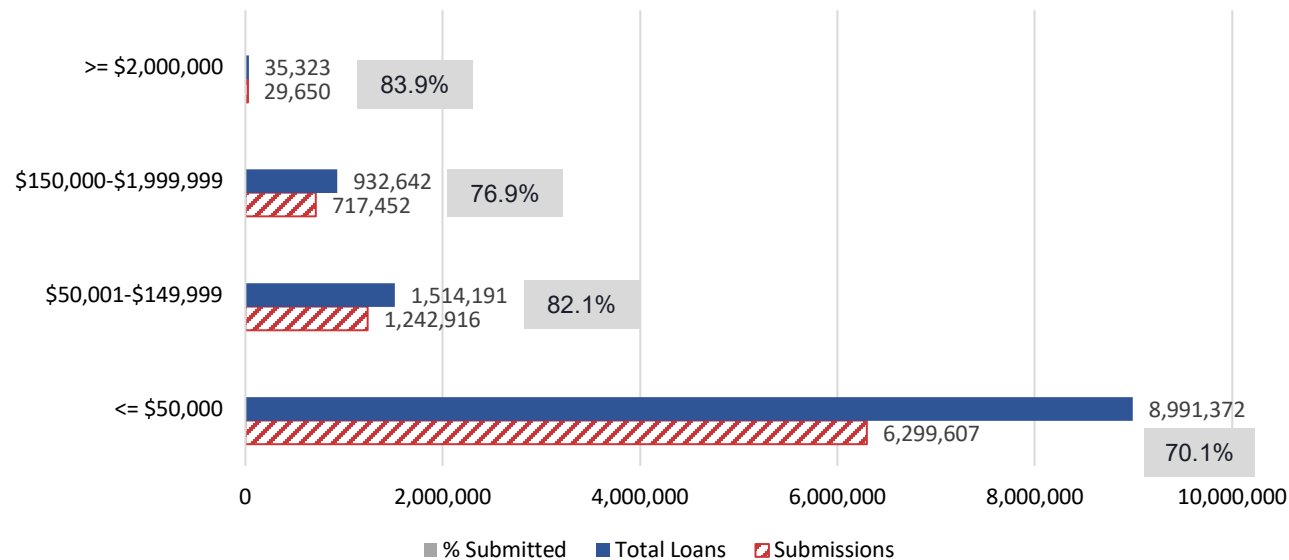
# Forgiveness Platform Lender Submission Metrics | October 31

Data as of October 31, 11:59 PM ET

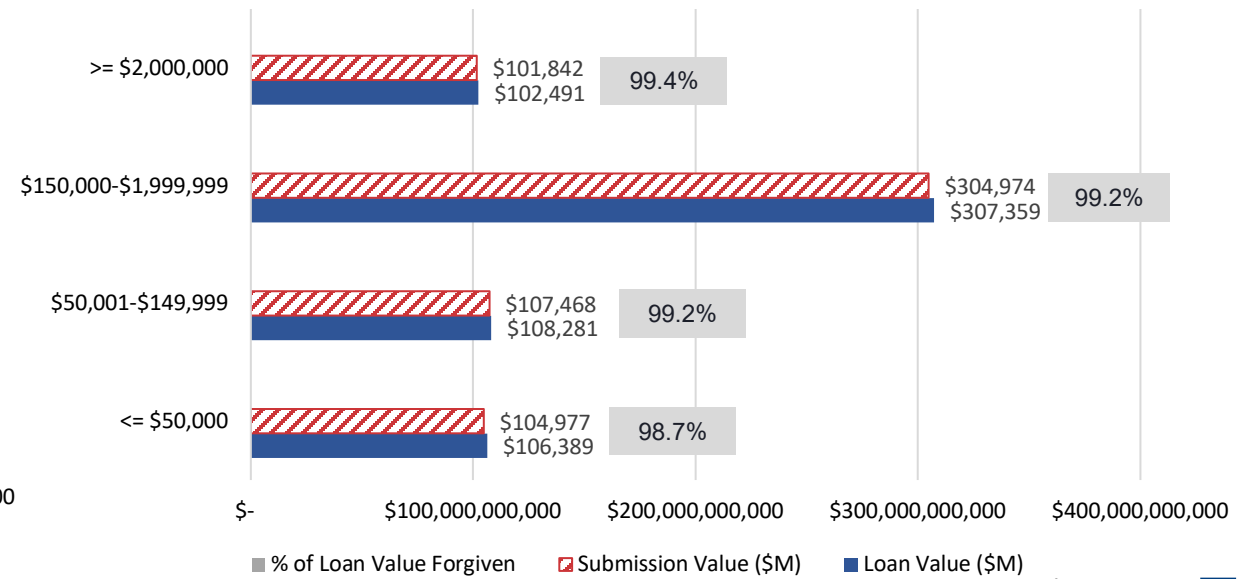
## Summary

Total PPP Loan Population		Forgiveness Requests To Date		Payments To Date	
Count of Loans	Total Loan Value	Count of Applications	Total Forgiveness Amount Requested	Count of Payments	Total Forgiveness Paid
11,473,528	\$792,209,208,936	8,289,625	\$619,261,646,663	8,093,497	\$601,768,743,295
		72% of all PPP loans have submitted forgiveness applications	Forgiveness has been requested for 78% of the total loan value of all PPP loans	71% of all PPP loans have been fully or partially forgiven	76% of the total PPP loan value has been forgiven, in full or in part
		4,808 lenders have requested forgiveness for all PPP loans			

Number of Submissions, by Loan Amount



Value of Submissions, by Dollar Amount



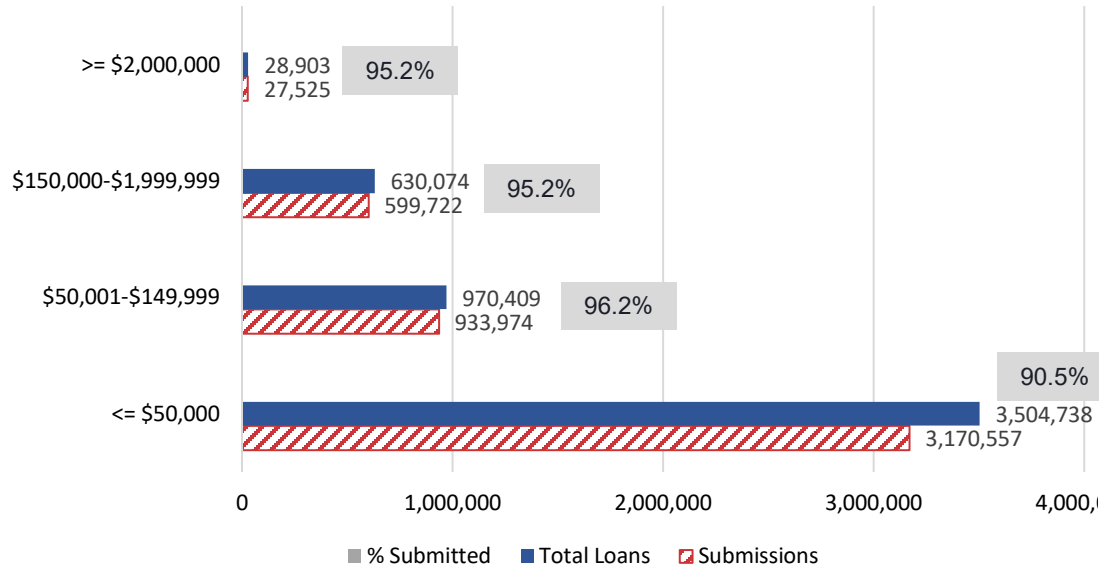
November 1, 2021

# Forgiveness Platform Lender Submission Metrics | October 31

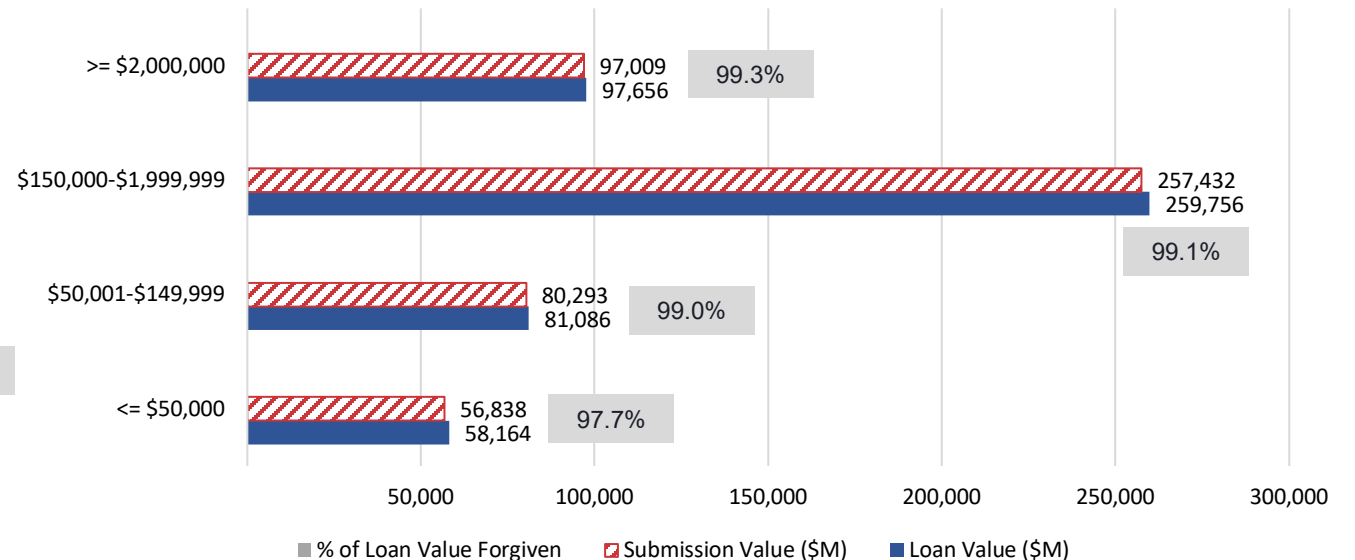
Data as of October 31, 11:59 PM ET  
2020 PPP Loan Population

2020 PPP Loan Population		Forgiveness Requests To Date		Payments To Date	
Count of Loans	Total Loan Value	Count of Applications	Total Forgiveness Amount Requested	Count of Payments	Total Forgiveness Paid
5,134,124	\$521,331,841,926	4,731,778	\$491,571,060,052	4,698,507	\$482,174,921,084
		92% of 2020 PPP loans have submitted forgiveness applications	Forgiveness has been requested for 94% of the total loan value of 2020 PPP loans	92% of 2020 PPP loans have been fully or partially forgiven	92% of the total 2020 PPP loan value has been forgiven, in full or in part
		4,751 lenders have requested forgiveness for 2020 PPP loans			

Number of Submissions, by Loan Amount



Value of Submissions, by Dollar Amount



November 1, 2021

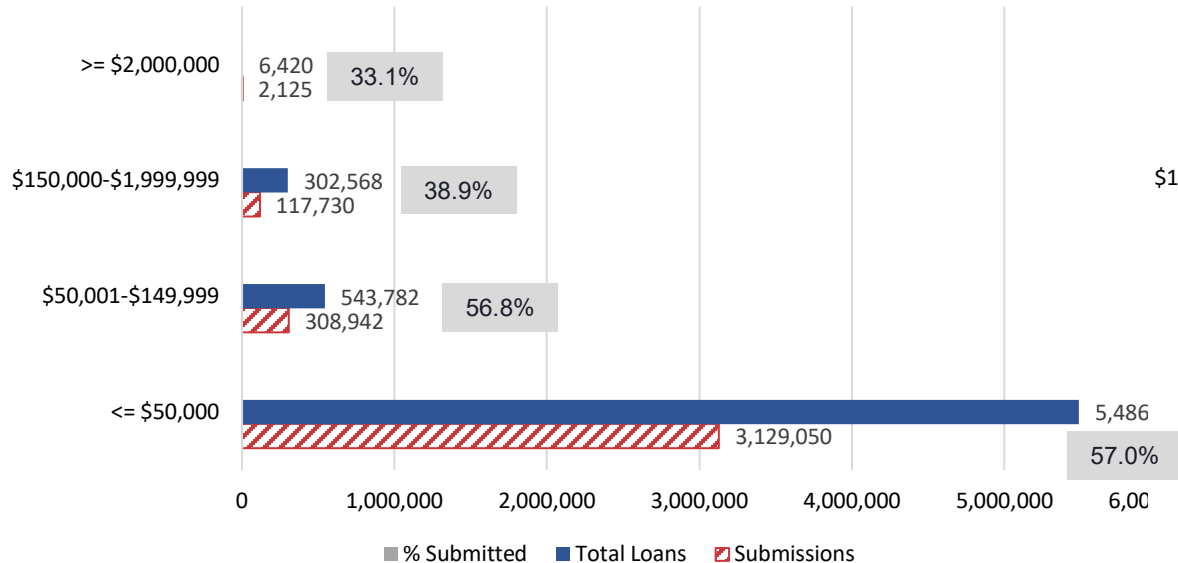


# Forgiveness Platform Lender Submission Metrics | October 31

Data as of October 31, 11:59 PM ET  
2021 PPP Loan Population

2021 PPP Loan Population		Forgiveness Requests To Date		Payments To Date	
Count of Loans	Total Loan Value	Count of Applications	Total Forgiveness Amount Requested	Count of Payments	Total Forgiveness Paid
6,339,404	\$270,877,367,010	3,557,847	\$127,690,586,612	3,394,990	\$119,593,822,211
		56% of 2021 PPP loans have submitted forgiveness applications	Forgiveness has been requested for 47% of the total loan value of 2021 PPP loans	54% of 2021 PPP loans have been fully or partially forgiven	44% of the total 2021 PPP loan value has been forgiven, in full or in part
		4,578 lenders have requested forgiveness for 2021 PPP loans			

Number of Submissions, by Loan Amount



Value of Submissions, by Dollar Amount

