

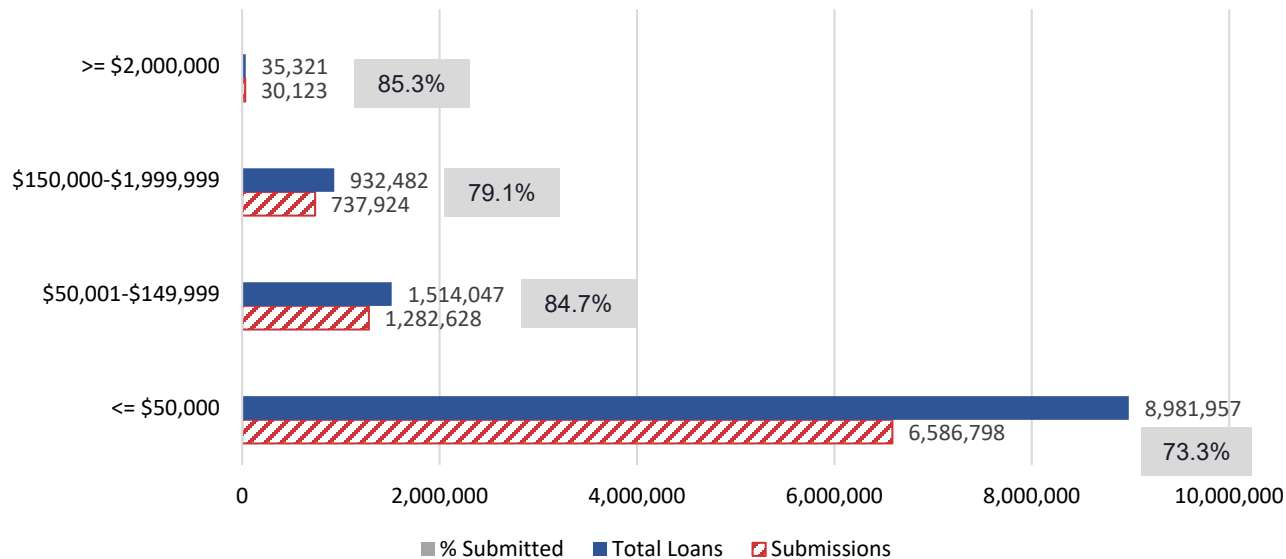
Forgiveness Platform Lender Submission Metrics | November 14

Data as of November 14, 11:59 PM ET

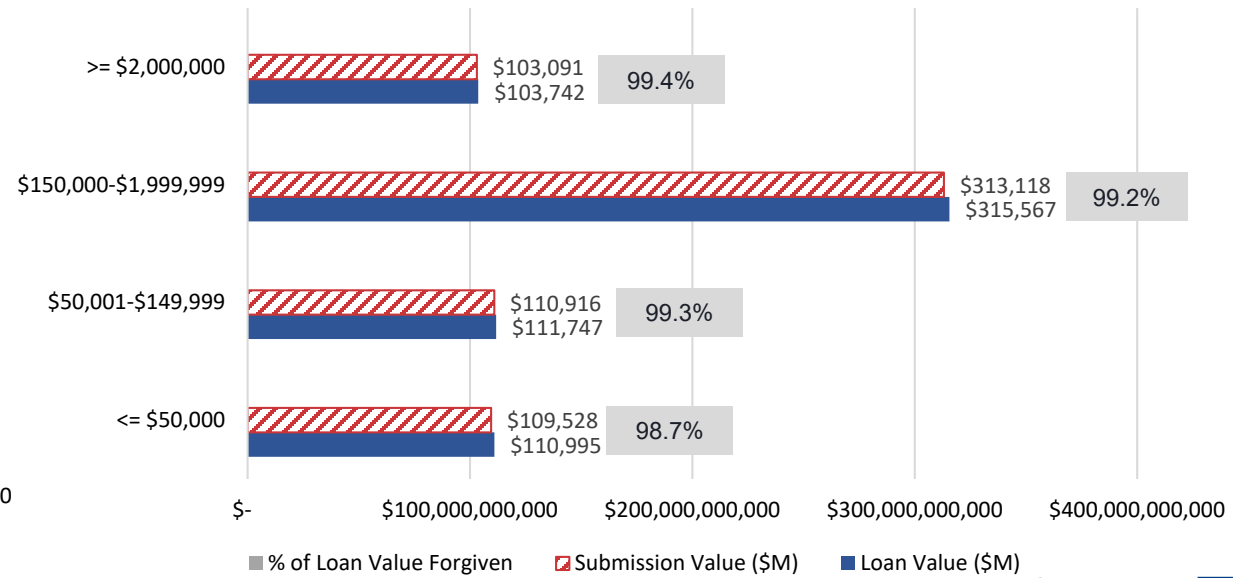
Summary

Total PPP Loan Population		Forgiveness Requests To Date		Payments To Date	
Count of Loans	Total Loan Value	Count of Applications	Total Forgiveness Amount Requested	Count of Payments	Total Forgiveness Paid
11,463,807	\$791,966,408,393	8,637,473	\$636,652,228,645	8,428,035	\$617,742,982,799
		75% of all PPP loans have submitted forgiveness applications	Forgiveness has been requested for 80% of the total loan value of all PPP loans	74% of all PPP loans have been fully or partially forgiven	78% of the total PPP loan value has been forgiven, in full or in part
		4,801 lenders have requested forgiveness for all PPP loans			

Number of Submissions, by Loan Amount



Value of Submissions, by Dollar Amount



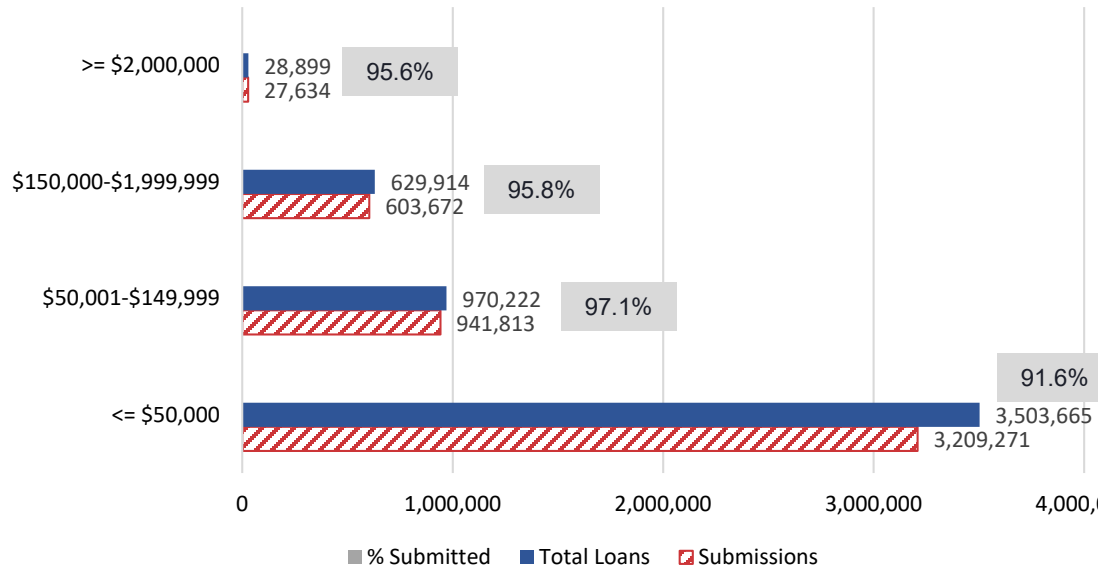
November 15, 2021

Forgiveness Platform Lender Submission Metrics | November 14

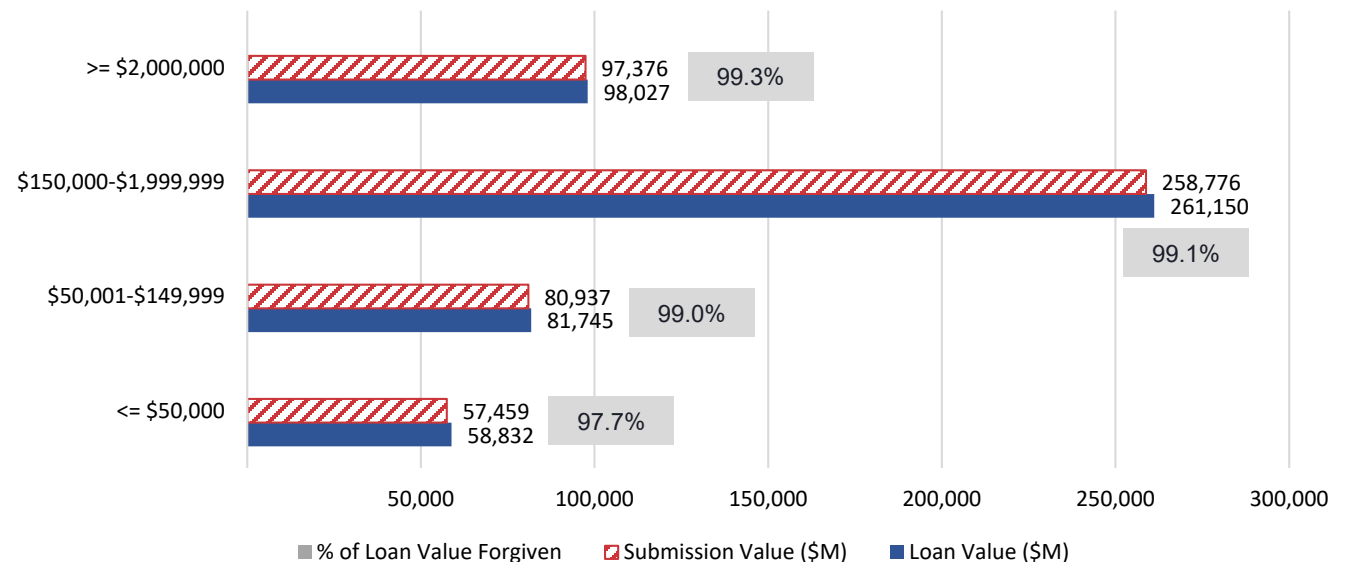
Data as of November 14, 11:59 PM ET
2020 PPP Loan Population

2020 PPP Loan Population		Forgiveness Requests To Date		Payments To Date	
Count of Loans	Total Loan Value	Count of Applications	Total Forgiveness Amount Requested	Count of Payments	Total Forgiveness Paid
5,132,700	\$521,221,531,142	4,782,390	\$494,548,227,311	4,720,235	\$484,476,933,602
		93% of 2020 PPP loans have submitted forgiveness applications	Forgiveness has been requested for 95% of the total loan value of 2020 PPP loans	92% of 2020 PPP loans have been fully or partially forgiven	93% of the total 2020 PPP loan value has been forgiven, in full or in part
		4,744 lenders have requested forgiveness for 2020 PPP loans			

Number of Submissions, by Loan Amount



Value of Submissions, by Dollar Amount



November 15, 2021

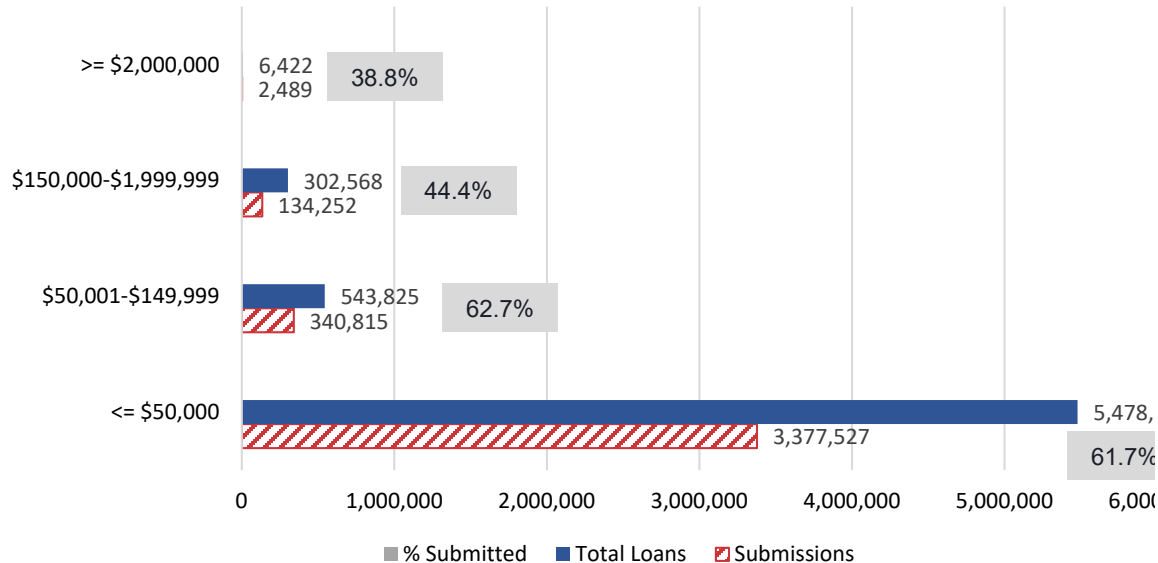


Forgiveness Platform Lender Submission Metrics | November 14

Data as of November 14, 11:59 PM ET
2021 PPP Loan Population

2021 PPP Loan Population		Forgiveness Requests To Date		Payments To Date	
Count of Loans	Total Loan Value	Count of Applications	Total Forgiveness Amount Requested	Count of Payments	Total Forgiveness Paid
6,331,107	\$270,744,877,251	3,855,083	\$142,104,001,334	3,707,800	\$133,266,049,197
		61% of 2021 PPP loans have submitted forgiveness applications	Forgiveness has been requested for 53% of the total loan value of 2021 PPP loans	59% of 2021 PPP loans have been fully or partially forgiven	49% of the total 2021 PPP loan value has been forgiven, in full or in part
		4,578 lenders have requested forgiveness for 2021 PPP loans			

Number of Submissions, by Loan Amount



Value of Submissions, by Dollar Amount

