

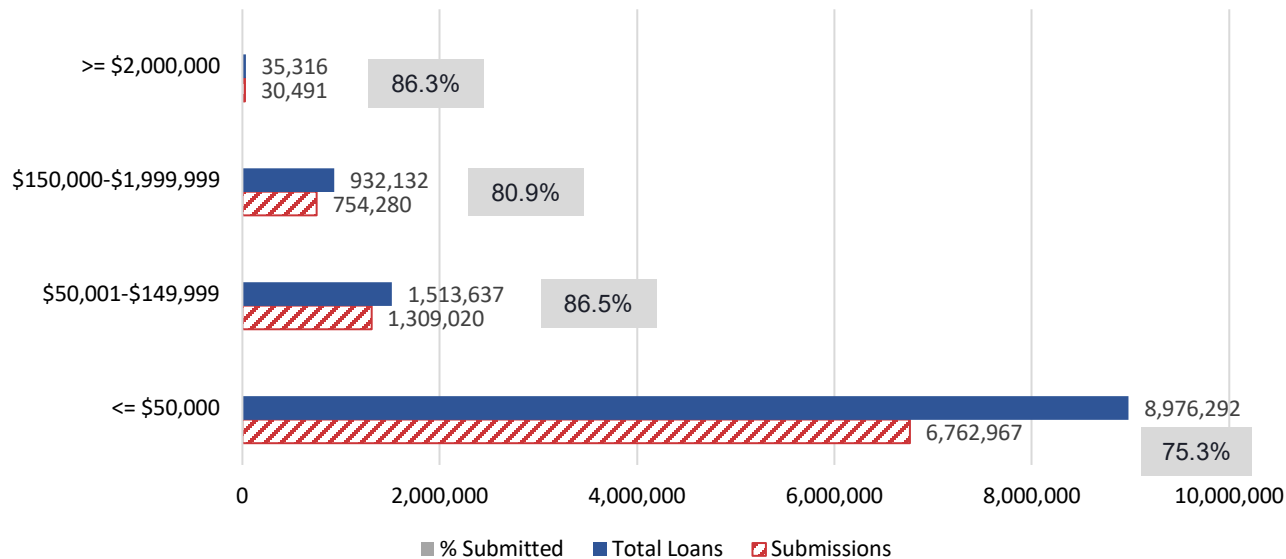
Forgiveness Platform Lender Submission Metrics | November 28

Data as of November 28, 11:59 PM ET

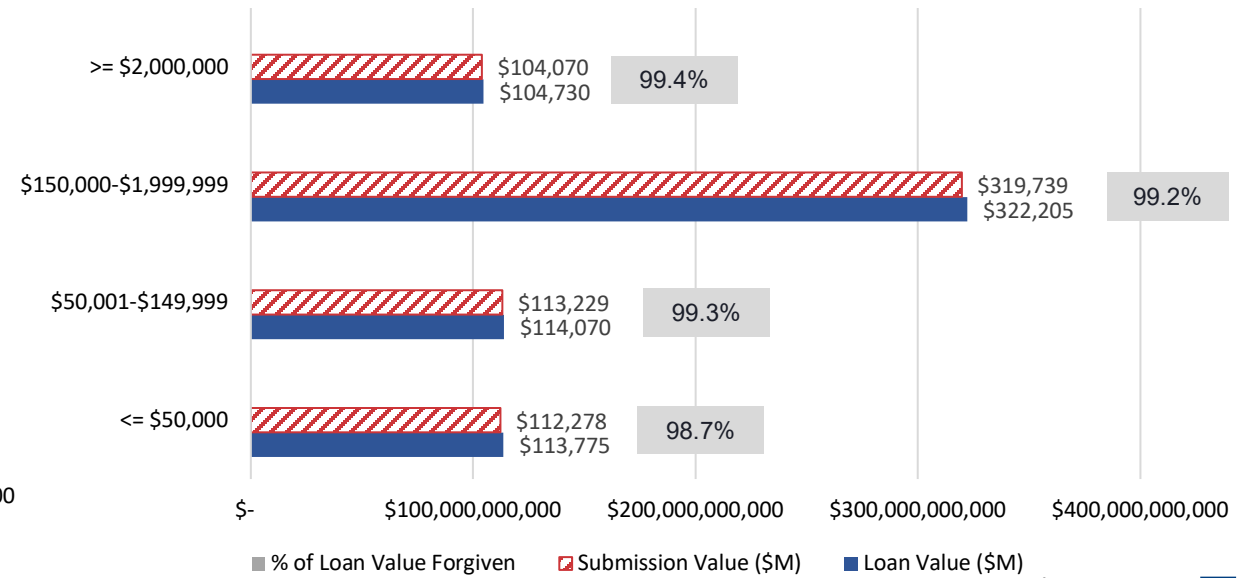
Summary

Total PPP Loan Population		Forgiveness Requests To Date		Payments To Date	
Count of Loans	Total Loan Value	Count of Applications	Total Forgiveness Amount Requested	Count of Payments	Total Forgiveness Paid
11,457,377	\$791,692,866,698	8,856,758	\$649,315,704,104	8,705,585	\$633,698,020,494
		77% of all PPP loans have submitted forgiveness applications	Forgiveness has been requested for 82% of the total loan value of all PPP loans	76% of all PPP loans have been fully or partially forgiven	80% of the total PPP loan value has been forgiven, in full or in part
		4,795 lenders have requested forgiveness for all PPP loans			

Number of Submissions, by Loan Amount



Value of Submissions, by Dollar Amount



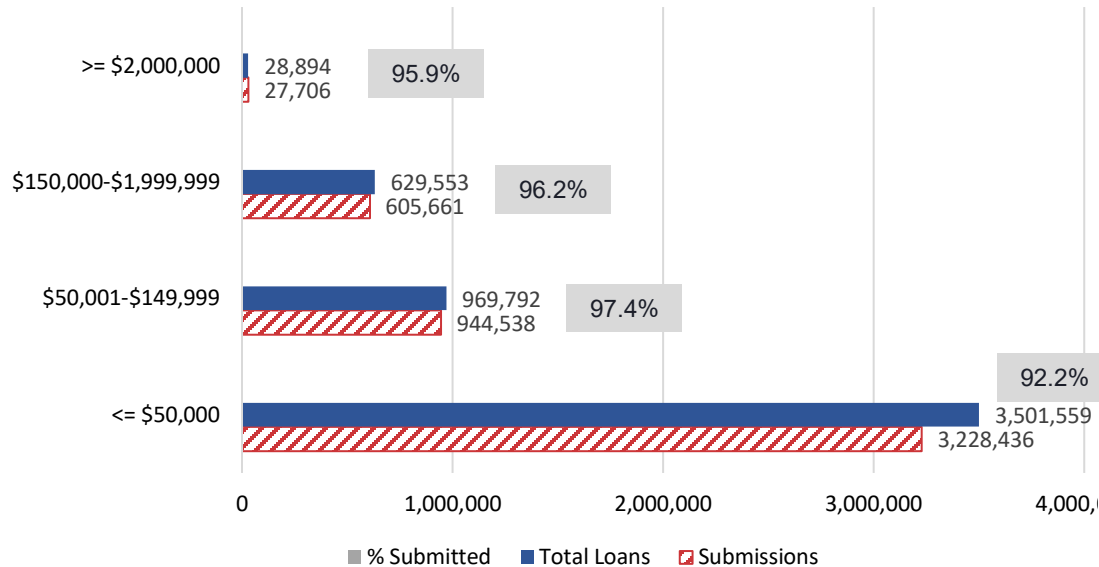
November 29, 2021

Forgiveness Platform Lender Submission Metrics | November 28

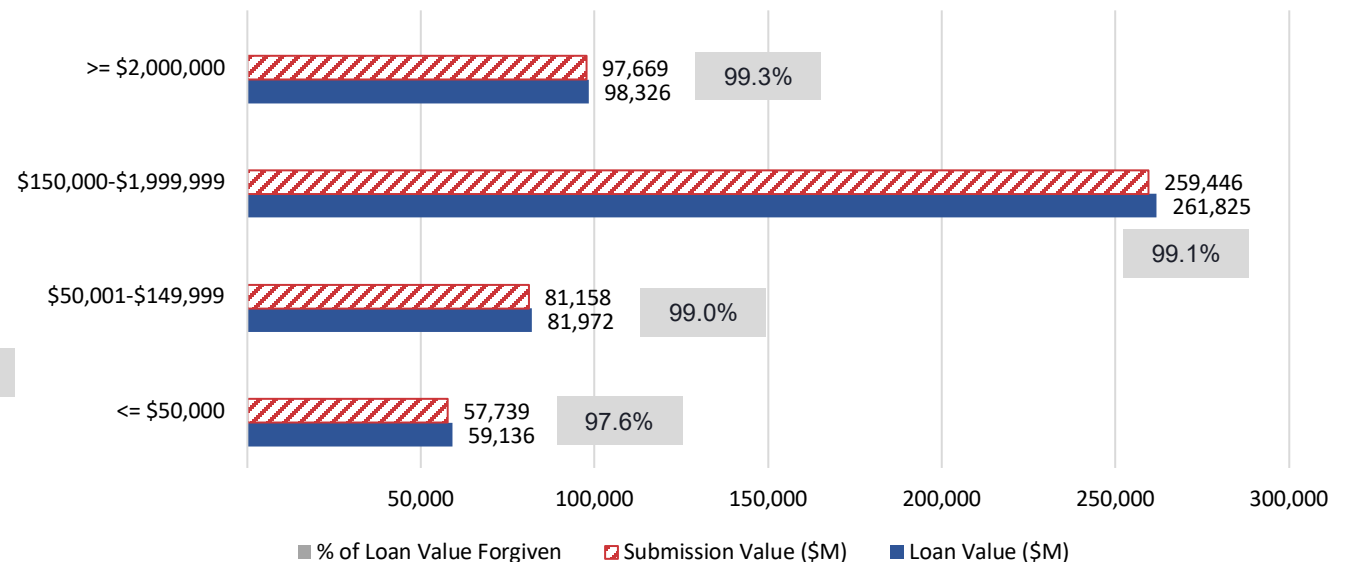
Data as of November 28, 11:59 PM ET
2020 PPP Loan Population

2020 PPP Loan Population		Forgiveness Requests To Date		Payments To Date	
Count of Loans	Total Loan Value	Count of Applications	Total Forgiveness Amount Requested	Count of Payments	Total Forgiveness Paid
5,129,798	\$521,013,015,868	4,806,341	\$496,012,982,988	4,758,698	\$487,363,244,583
		94% of 2020 PPP loans have submitted forgiveness applications	Forgiveness has been requested for 95% of the total loan value of 2020 PPP loans	93% of 2020 PPP loans have been fully or partially forgiven	94% of the total 2020 PPP loan value has been forgiven, in full or in part
4,737 lenders have requested forgiveness for 2020 PPP loans					

Number of Submissions, by Loan Amount



Value of Submissions, by Dollar Amount



November 29, 2021

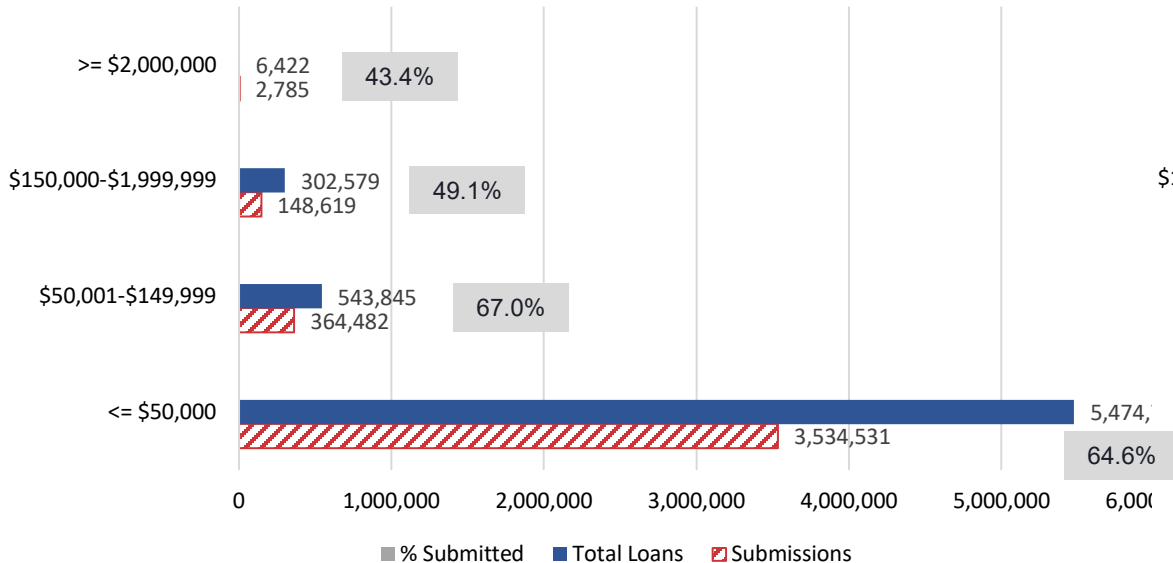


Forgiveness Platform Lender Submission Metrics | November 28

Data as of November 28, 11:59 PM ET
2021 PPP Loan Population

2021 PPP Loan Population		Forgiveness Requests To Date		Payments To Date	
Count of Loans	Total Loan Value	Count of Applications	Total Forgiveness Amount Requested	Count of Payments	Total Forgiveness Paid
6,327,579	\$270,679,850,830	4,050,417	\$153,302,721,116	3,946,887	\$146,334,775,910
		64% of 2021 PPP loans have submitted forgiveness applications	Forgiveness has been requested for 57% of the total loan value of 2021 PPP loans	62% of 2021 PPP loans have been fully or partially forgiven	54% of the total 2021 PPP loan value has been forgiven, in full or in part
		4,577 lenders have requested forgiveness for 2021 PPP loans			

Number of Submissions, by Loan Amount



Value of Submissions, by Dollar Amount

