

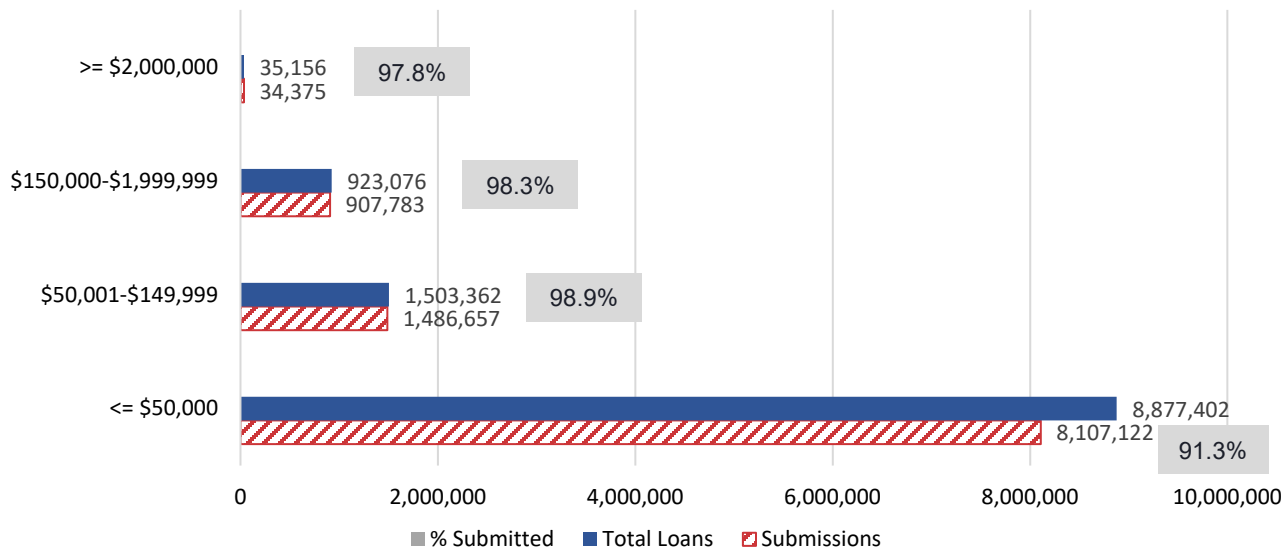
Forgiveness Platform Lender Submission Metrics | October 23

Data as of October 23, 11:59 PM ET


Summary

Total PPP Loan Population		Forgiveness Requests To Date		Payments To Date	
Count of Loans	Total Loan Value	Count of Applications	Total Forgiveness Amount Requested	Count of Payments	Total Forgiveness Paid
11,338,996	\$785,773,859,100	10,535,937	\$755,828,913,435	10,493,484	\$755,714,750,900
		93% of all PPP loans have submitted forgiveness applications	Forgiveness has been requested for 96% of the total loan value of all PPP loans	93% of all PPP loans have been fully or partially forgiven	96% of the total PPP loan value has been forgiven, in full or in part
		4,693 lenders have requested forgiveness for all PPP loans			

Number of Submissions, by Loan Amount



Value of Submissions, by Dollar Amount



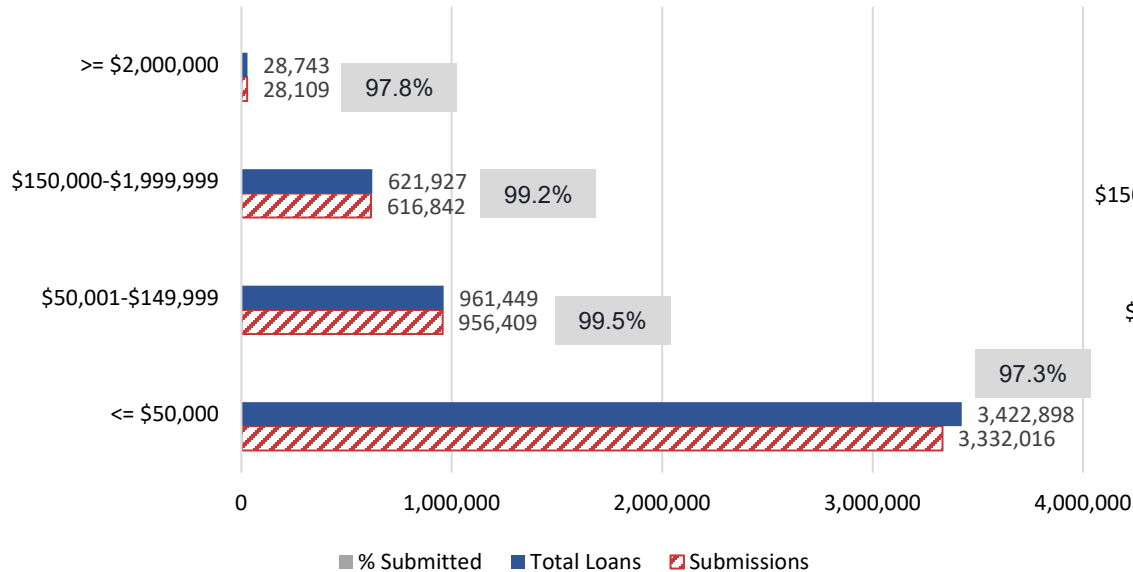
October 26, 2022

Forgiveness Platform Lender Submission Metrics | October 23


Data as of October 23, 11:59 PM ET
2020 PPP Loan Population

2020 PPP Loan Population		Forgiveness Requests To Date		Payments To Date	
Count of Loans	Total Loan Value	Count of Applications	Total Forgiveness Amount Requested	Count of Payments	Total Forgiveness Paid
5,035,017	\$516,071,297,982	4,933,376	\$503,114,729,037	4,912,415	\$503,965,541,361
		98% of 2020 PPP loans have submitted forgiveness applications	Forgiveness has been requested for 97% of the total loan value of 2020 PPP loans	98% of 2020 PPP loans have been fully or partially forgiven	98% of the total 2020 PPP loan value has been forgiven, in full or in part
4,634 lenders have requested forgiveness for 2020 PPP loans					

Number of Submissions, by Loan Amount



Value of Submissions, by Dollar Amount



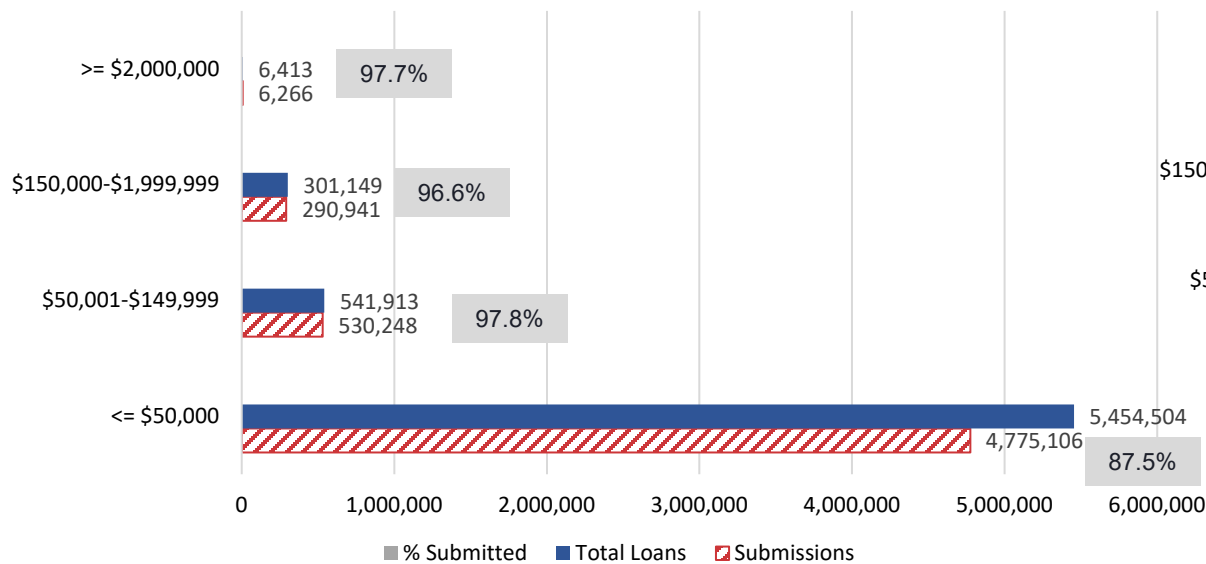
October 26, 2022

Forgiveness Platform Lender Submission Metrics | October 23

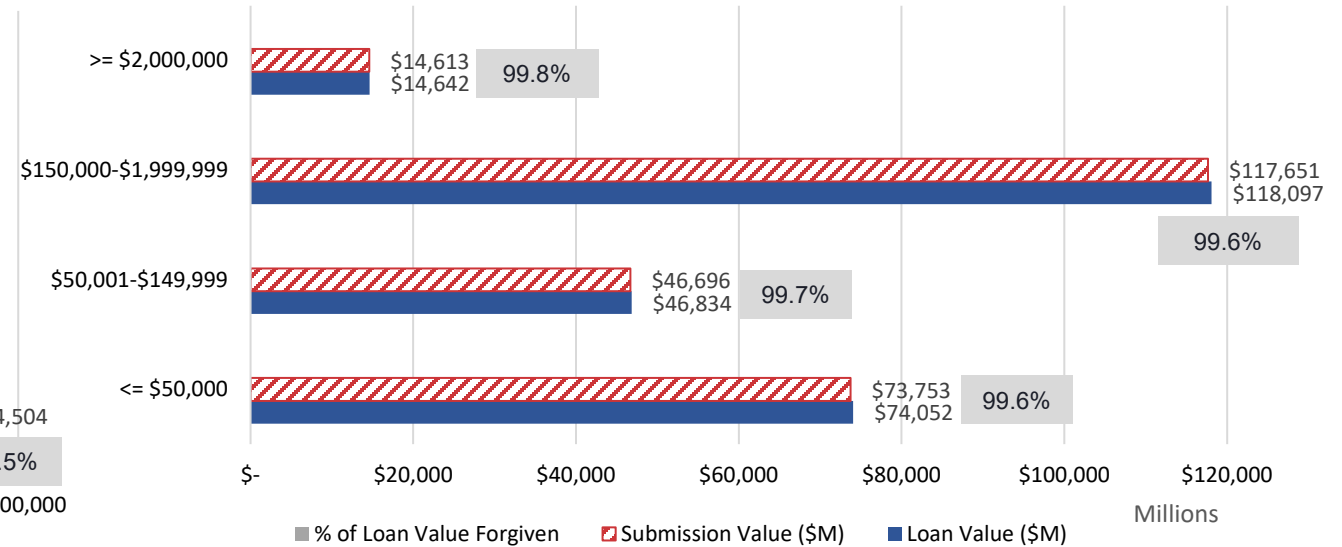
Data as of October 23, 11:59 PM ET
2021 PPP Loan Population

2021 PPP Loan Population		Forgiveness Requests To Date		Payments To Date	
Count of Loans	Total Loan Value	Count of Applications	Total Forgiveness Amount Requested	Count of Payments	Total Forgiveness Paid
6,303,979	269,702,561,118	5,602,561	\$252,714,184,398	5,581,069	251,749,209,539
		89% of 2021 PPP loans have submitted forgiveness applications	Forgiveness has been requested for 94% of the total loan value of 2021 PPP loans	89% of 2021 PPP loans have been fully or partially forgiven	93% of the total 2021 PPP loan value has been forgiven, in full or in part
		4,502 lenders have requested forgiveness for 2021 PPP loans			

Number of Submissions, by Loan Amount



Value of Submissions, by Dollar Amount



October 26, 2022